

**HDMI3DPOE-230**  
**HDMI Extender over HDBaseT**  
INSTRUCTION MANUAL





## SAFETY INFORMATION



1. To ensure the best results from this product, please read this manual and all other documentation before operating your equipment. Retain all documentation for future reference.
2. Follow all instructions printed on unit chassis for proper operation.
3. To reduce the risk of fire, do not spill water or other liquids into or on the unit, or operate the unit while standing in liquid.
4. Make sure power outlets conform to the power requirements listed on the back of the unit. Keep unit protected from rain, water and excessive moisture.
5. Do not attempt to clean the unit with chemical solvents or aerosol cleaners, as this may damage the unit. Dust with a clean dry cloth.
6. Do not use the unit if the electrical power cord is frayed or broken. The power supply cords should be routed so that they are not likely to be walked on or pinched by items placed upon or against them, paying particular attention to cords and plugs, convenience receptacles, and the point where they exit from the appliance.
7. Do not force switched or external connections in any way. They should all connect easily, without needing to be forced.
8. Always operate the unit with the AC ground wire connected to the electrical system ground. Precautions should be taken so that the means of grounding of a piece of equipment is not defeated.
9. AC voltage must be correct and the same as that printed on the rear of the unit. Damage caused by connection to improper AC voltage is not covered by any warranty.
10. Turn power off and disconnect unit from AC current before making connections.
11. Never hold a power switch in the "ON" position.
12. This unit should be installed in a cool dry place, away from sources of excessive heat, vibration, dust, moisture and cold. Do not use the unit near stoves, heat registers, radiators, or other heat producing devices.
13. Do not block fan intake or exhaust ports. Do not operate equipment on a surface or in an environment which may impede the normal flow of air around the unit, such as a bed, rug, carpet, or completely enclosed rack. If the unit is used in an extremely dusty or smoky environment, the unit should be periodically "blown free" of foreign dust and matter.
14. To reduce the risk of electric shock, do not remove the cover. There are no user serviceable parts inside. Refer all servicing to qualified service personnel. There are no user serviceable parts inside.
15. When moving the unit, disconnect input ports first, then remove the power cable; finally, disconnect the interconnecting cables to other devices.
16. Do not drive the inputs with a signal level greater than that required to drive equipment to full output.
17. The equipment power cord should be unplugged from the outlet when left unused for a long period of time.
18. Save the carton and packing material even if the equipment has arrived in good condition. Should you ever need to ship the unit, use only the original factory packing.
19. Service Information Equipment should be serviced by qualified service personnel when:
  - A. The power supply cord or the plug has been damaged.
  - B. Objects have fallen, or liquid has been spilled into the equipment.
  - C. The equipment has been exposed to rain
  - D. The equipment does not appear to operate normally, or exhibits a marked change in performance
  - E. The equipment has been dropped, or the enclosure damaged.

# TABLE OF CONTENTS

## CONTENTS

Introduction and Contents .....	1
Features and Specifications .....	2
Operation Controls and Functions .....	3
Application Example .....	4

## INTRODUCTION

The HDMI3DPOE-230 HDMI Extender over HDBaseT (single CAT5e/6/7) is a tool for extending your HDMI signal over long distances to a compatible display. It is designed to convert HDMI signal to standard HDBaseT signal and transmit by dedicated CATx cable. It also supports Bidirectional Infrared (IR) signal together with the HDMI signal, so you can control the Source device or the display. The HDMI3DPOE-230 operates at 1080p up to 230 feet (70m) using CAT5e or better. The greatest feature is the PoH (Power over HDBaseT) also known as PoE (Power over Ethernet or PoCC Power over Category Cable).

You only need one power supply (included) that provides power to both the transmitter and the receiver. You can install the PoH power supply on either the Transmitter or the Receiver.

## PACKAGE CONTENTS

Check that you have the following components;

- (1) HDMI3DPOE-230 Extender Transmitter
- (1) HDMI3DPOE-230 Extender Receiver
- (2) IR Transmitter
- (2) IR Receiver
- (1) Users Guide
- (1) 12V 2.5A DC Power Supply adapter

## SAFETY PRECAUTIONS

Please read all instructions before attempting to unpack, install or operate this equipment and before connecting the power supply. Please keep the following in mind as you unpack and install this equipment:

- Always follow basic safety precautions to reduce the risk of fire, electrical shock and injury to persons.
- To prevent fire or shock hazard, do not expose the unit to rain, moisture or install this product near water.
- Never spill liquid of any kind on or into this product.
- Never push an object of any kind into this product through any openings or empty slots in the unit, as you may damage parts inside the unit.
- Do not attach the power supply cabling to building surfaces.
- Use only the supplied power supply unit (PSU). Do not use the PSU if it is damaged.
- Do not allow anything to rest on the power cabling or allow any weight to be placed upon it or any person walk on it.
- To protect the unit from overheating, do not block any vents or openings in the unit housing that provide ventilation and allow for sufficient space for air to circulate around the unit.

## DISCLAIMERS

The information in this manual has been carefully checked and is believed to be accurate. We assume no responsibility for any infringements of patents or other rights of third parties which may result from its use.

We assume no responsibility for any inaccuracies that may be contained in this document. We make no commitment to update or to keep current the information contained in this document.

We reserve the right to make improvements to this document and/or product at any time and without notice.

## COPYRIGHT NOTICE

No part of this document may be reproduced, transmitted, transcribed, stored in a retrieval system, or any of its part translated into any language or computer file, in any form or by any means — electronic, mechanical, magnetic, optical, chemical, manual, or otherwise — without express written permission and consent

© Copyright 2013. All Rights Reserved.

Version 1.2 FEB 2014

## TRADEMARK ACKNOWLEDGMENTS

All products or service names mentioned in this document may be trademarks of the companies with which they are associated.

# FEATURES & SPECIFICATIONS

## FEATURES

- Transmits at a distance of up to 230 ft. (70m)
- One pair as a full functional module, no need for setting DIP switches
- PoE (Power Over Ethernet), either TX or RX powered 12V@2.5A
- Consumption less than 10W
- Use single UTP/STP LAN cable CAT5e, 6 or 7 to substitute HDMI cable to achieve long distance transmission
- UTP/STP cable termination follows the standard of IEEE-568B. Not compatible with EZ-RJ45® connectors
- Transmission distance:
  - 230 feet (70m): 1080p @60Hz@36bit; 3D1080p@30Hz@36bit;
  - 130 feet (40m): 1080p @60Hz@48bit; 1080p @120Hz@24bit; 3D1080p@60Hz@36bit
  - 4K x 2K@30Hz@24bit
- HDMI V1.4 supported
- HDCP compliant
- Full HD support: 1080p@60Hz@48 bit/pixels, 1080p@120Hz@24 bit/pixels, 3D 1080p60Hz and 4K x 2K@30Hz@24bit
- Bi-directional Infrared control signal together with the HDMI signal
- Full 3D pass through
- High EMI rejection for compatibility even in challenging installations
- Supports all embedded audio signals including Dolby TrueHD and DTS-HD Master Audio
- Mounting ears included

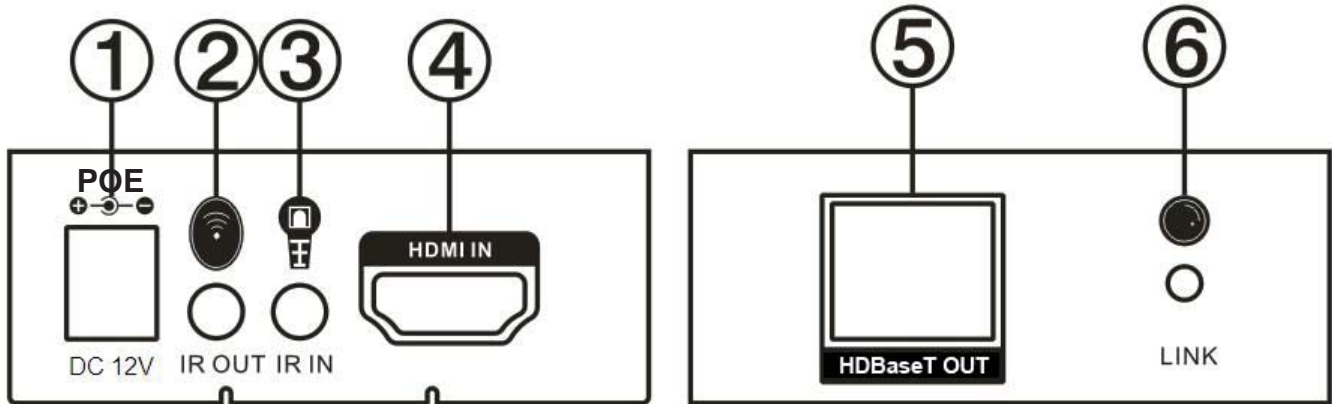
## SPECIFICATIONS

- **Frequency Bandwidth:** 2.97Gbps
- **HDMI Transmitter Input/Output Ports:**
  - 1x HDMI Female port
  - 1 x RJ-45
  - 1x IR Transmitter
  - 1x IR Receiver
- **HDMI Receiver Input/Output Ports:**
  - 1 x HDMI Female port
  - 1 x RJ-45
  - 1x IR Transmitter
  - 1x IR Receiver
- **Power Supply:** DC 12V 2.5A
- **ESD Protection Human Body Model:**
  - ± 8kV (air-gap discharge)
  - ± 4kV (contact discharge)
- **Dimensions (WxDxH):** 2.5 x 3.9 x 1 in (65x100x25mm)
- **Weight:** 7 ounces each (200g each)
- **Operating Temperature:** 0°C ~ 40°C / 32°F ~ 104°F
- **Operating Temperature:** 0°C ~ 40°C / 32°F ~ 104°F
- **Storage Temperature:** -20°C ~ 60°C / -4°F ~ 140°F
- **Relative Humidity:** 20 ~ 90% RH (Non-condensing)
- **Power Consumption (Max):** 20W

As product improvements are continuous, specifications are subject to change without notice.

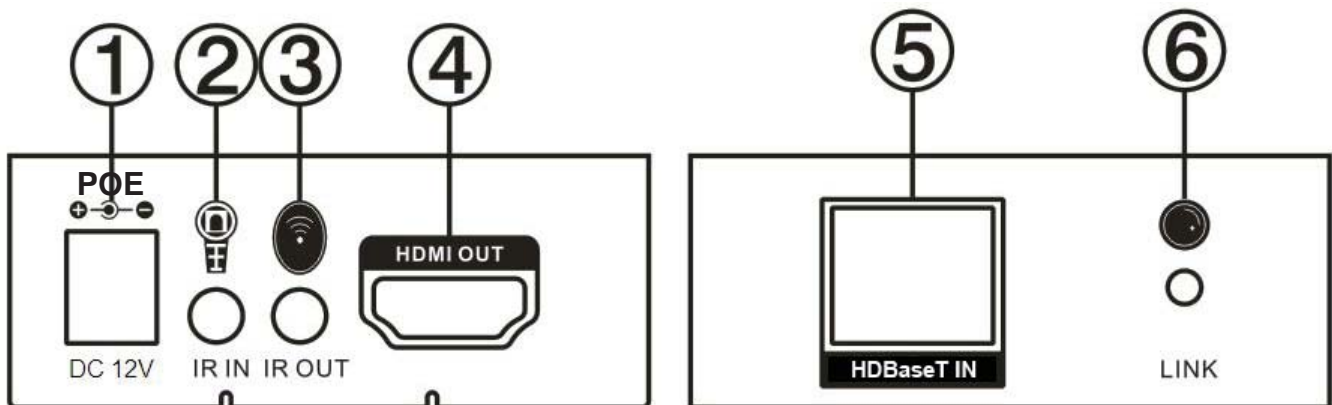
# OPERATION CONTROLS AND FUNCTIONS

## TRANSMITTER



1. **DC IN:** Plug the 12V DC power supply into the unit.
2. **IR OUT:** IR Transmitter.
3. **IR IN:** IR Receiver.
4. **HDMI IN:** HDMI Input port.
5. **HDMI Signal OUT:** CAT5e/6/7 RJ-45 IEEE-568B
6. **LINK LED:** Illuminates when the Transmitter unit and Receiver unit has a valid LAN connection.

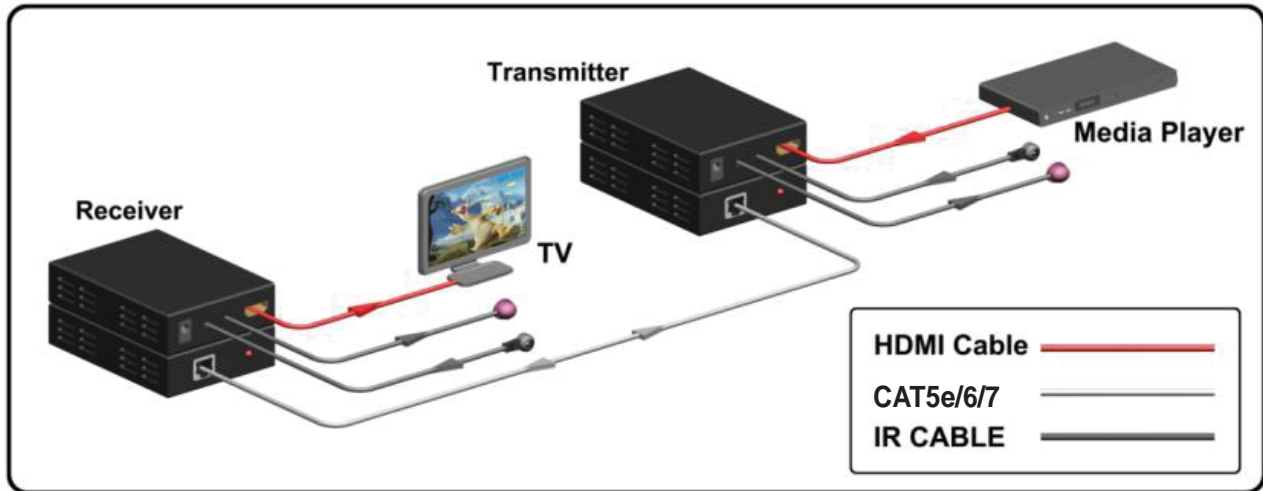
## RECEIVER



1. **DC IN:** Plug the 12V DC power supply into the unit.
2. **IR IN:** IR Receiver.
3. **IR OUT:** IR Transmitter.
4. **HDMI OUT:** HDMI Output port.
5. **HDMI Signal IN:** CAT5e/6/7 RJ-45 IEEE-568B
6. **LINK LED:** Illuminates when the Transmitter unit and Receiver unit has a valid LINK connection.

# APPLICATION EXAMPLE

## EXAMPLE



# TERMS AND CONDITIONS OF USE

PLEASE READ THE FOLLOWING TERMS AND CONDITIONS CAREFULLY BEFORE USING THIS HARDWARE, COMPONENTS AND SOFTWARE PROVIDED BY, THROUGH OR UNDER KVM Switch Tech, INC (COLLECTIVELY, THE "PRODUCT"). By using installing or using the Product, you unconditionally signify your agreement to these Terms and Conditions. If you do not agree to these Terms and Conditions, do not use the Product and return the Product to KVM Switch Tech, Inc. at the return address set forth on the Product's packing label at your expense. KVM Switch Tech, Inc. may modify these Terms and Conditions at anytime, without notice to you.

## RESTRICTIONS ON USE OF THE PRODUCT

It is your responsibility to read and understand the installation and operation instructions, both verbal and in writing, provided to you with respect to the Product. You are authorized to use the Product solely in connection with such instructions. Any use of the Product not in accordance with such instructions shall void any warranty pertaining to the Product. Any and all damages that may occur in the use of the Product that is not strictly in accordance with such instructions shall be borne by you and you agree to indemnify and hold harmless KVM Switch Tech, Inc. from and against any such damage.

The Product is protected by certain intellectual property rights owned by or licensed to KVM Switch Tech. Any intellectual property rights pertaining to the Product are licensed to you by KVM Switch Tech, Inc. and/or its affiliates, including any manufacturers or distributors of the Product (collectively, "KVM Switch Tech") for your personal use only, provided that you do not change or delete any proprietary notices that may be provided with respect to the Product.

The Product is sold to you and any use of any associated intellectual property is deemed to be licensed to you by KVM Switch Tech for your personal use only. KVM Switch Tech does not transfer either the title or the intellectual property rights to the Product and KVM Switch Tech retains full and complete title to the intellectual property rights therein. All trademarks and logos are owned by KVM Switch Tech or its licensors and providers of the Product, and you may not copy or use them in any manner without the prior written consent of KVM Switch Tech, which consent may be withheld at the sole discretion of KVM Switch Tech.

The functionality and usability of the Product is controlled by KVM Switch Tech, Inc. from its offices within the State of Texas, United States of America. KVM Switch Tech makes no representation that materials pertaining to the Product are appropriate or available for use in other locations other than the shipping address you provided with respect thereto. You are advised that the Product may be subject to U.S. export controls.

## Disclaimers and Limitation of Liability

KVM Switch Tech may change or modify the Product at any time, from time to time.

THE PRODUCT IS PROVIDED "AS IS" AND WITHOUT WARRANTIES OF ANY KIND EITHER EXPRESS OR IMPLIED. KVM Switch Tech DOES NOT WARRANT OR MAKE ANY REPRESENTATIONS REGARDING THE USE OR THE RESULTS OF THE USE OF THE PRODUCT'S CORRECTNESS, ACCURACY, RELIABILITY, OR OTHERWISE.

KVM Switch Tech has no duty or policy to update any information or statements pertaining to the Product and, therefore, such information or statements should not be relied upon as being current as of the date you use the Product. Moreover, any portion of the materials pertaining to the Product may include technical inaccuracies or typographical errors. Changes may be made from time to time without notice with respect to the Product.

TO THE FULLEST EXTENT PERMISSIBLE PURSUANT TO APPLICABLE LAW, KVM SWITCH TECH DISCLAIMS ALL WARRANTIES, EXPRESS OR IMPLIED, INCLUDING, BUT NOT LIMITED TO IMPLIED WARRANTIES OF MERCHANTABILITY, FITNESS FOR A PARTICULAR PURPOSE AND NON-INFRINGEMENT. KVM SWITCH TECH DOES NOT WARRANT THE ACCURACY, COMPLETENESS OR USEFULNESS OF ANY INFORMATION WITH RESPECT TO THE PRODUCT. KVM SWITCH TECH DOES NOT WARRANT THAT THE FUNCTIONS PERTAINING TO THE PRODUCT WILL BE ERROR-FREE, THAT DEFECTS WITH RESPECT TO THE PRODUCT WILL BE CORRECTED, OR THAT THE MATERIALS PERTAINING THERETO ARE FREE OF DEFECTS OR OTHER HARMFUL COMPONENTS. KVM SWITCH TECH WILL USE ITS REASONABLE EFFORTS TO CORRECT ANY DEFECTS IN THE PRODUCT UPON TIMELY WRITTEN NOTICE FROM YOU NOT TO EXCEED 10 BUSINESS DAYS AFTER RECEIPT BY YOU OF THE PRODUCT, BUT YOU (AND NOT KVM SWITCH TECH) ASSUME THE ENTIRE COST OF ALL NECESSARY SERVICING, REPAIR AND CORRECTION THAT WAS CAUSED BY YOU UNLESS OTHERWISE AGREED TO IN A SEPARATE WRITING BY KVM SWITCH TECH.

UNDER NO CIRCUMSTANCES, INCLUDING, BUT NOT LIMITED TO, NEGLIGENCE, SHALL KVM SWITCH TECH BE LIABLE FOR ANY SPECIAL OR CONSEQUENTIAL DAMAGES THAT RESULT FROM THE USE OF, OR THE INABILITY TO USE THE PRODUCT IN ACCORDANCE WITH ITS SPECIFICATIONS, EVEN IF KVM SWITCH TECH OR ITS REPRESENTATIVES HAVE BEEN ADVISED OF THE POSSIBILITY OF SUCH DAMAGES. IN NO EVENT SHALL KVM SWITCH'S TOTAL LIABILITY TO YOU FROM ALL DAMAGES, LOSSES, AND CAUSES OF ACTION (WHETHER IN CONTRACT, OR OTHERWISE) EXCEED THE AMOUNT YOU PAID TO KVM SWITCH TECH, IF ANY, FOR THE PRODUCT.

END OF DOCUMENT